



Les Blasons

de la Fédération Française d'Escrime



CLEMENT Fencing Academy

أكاديمية كلمينت للمبارزة

Lycee Voltaire
www.qatar-fencing.com
[facebook/DohaFencingAcademy](https://www.facebook.com/DohaFencingAcademy)



My behaviour is evaluated by my fencing instructor during a meeting in the club

I must always accept a boot (match).

**I must salute my opponent and the referee
in the beginning of a boot.**

I must accept the decisions made by the referee.

I mustn't argue with the referee.

If I lose I must keep my emotions under control.

I mustn't shout in the fencing hall.



**I do not use my unarmed arm in a boot,
nor am I allowed to hide any valid zone.**

**I am not allowed to engage physical contact
nor push my opponent during a boot.**

**I am not allowed to turn my back to my opponent
nor take off my mask before the end of the boot.**

**Whatever the score is I must shake
my opponent's hand after a boot.**

**I must put away my fencing geers
in an orderly manner, be it mine or the club's**



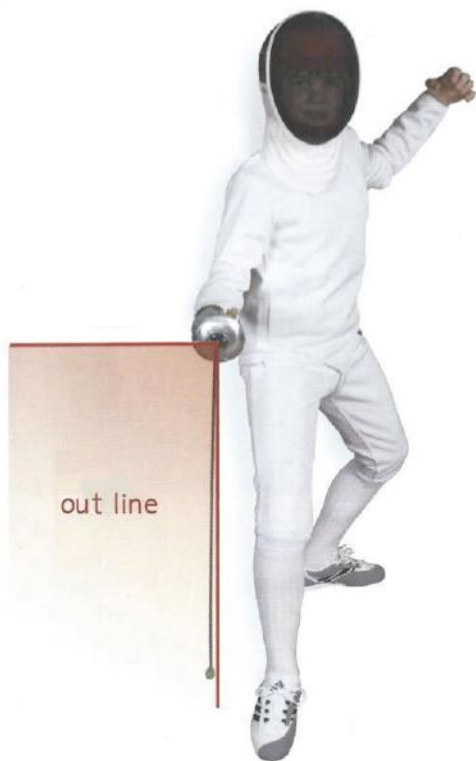
1 The lines and the parades that protect them.

The places where I can touch my opponent are split in 4 lines split in the place where the sword is.




The sixte: the nails of the hand holding the sword is facing the ceiling. The point is above the coquille. This position protects the over line.

The quarte: it is the movement of the wrist that allows you to protect this line. this position protects the inside line.



out line

Octave: the fingernails are pointed upwards. The point is lower than the hand. This position protects the out line.




under line

Septime: the same way as the octave but the hand is pushed inwards to protect this line. This position protects the under line



2 I know the rules of a bout and I can tell who has the priority in case of a double touch.



When 2 fencers touch in the same time, there are 2 possibilities:


- **Either** both fencers placed the same attack simultaneously .
I can give priority to neither.
I send them back to their garde position without granting any point
- **Or** both fencers touch at the same time but one has priority over the other: it is a double touch (cf page 7)



Thomas has priority	Adrien is wrong	Adrien should have
He is en garde, arm stretched, his point threatening Adrien	If he attacks directly while Thomas already has his arm stretched	Pushed Thomas' point away before attacking
He stretches his arm and does a fente to attack	If he stretches his arm during Thomas' attack.	Do the parade to be allowed to do a riposte
he does a parade on Adrien's attack and touches on his riposte	If he continues his attack during Thomas' riposte	Do a parade on the riposte to be allowed to do a riposte

EXAMPLE

Thomas attacks, he has the priority. Adrien does a counter-attack in the same time. He is wrong.



3 I can be an assessor

The assessors are the assistants of the referee.
Each assessor has to observe the game and confirm if the actions of the fencers touched a valid surface or not.

He will be interrogated by the referee after every action, but he must raise his arm when he sees a valid touch.

the assessor can give one of 4 answers:

Yes valid: the action of the fencer he looks at touches a valid surface

Yes, not valid: the action of the fencer he looks at touches a non valid surface

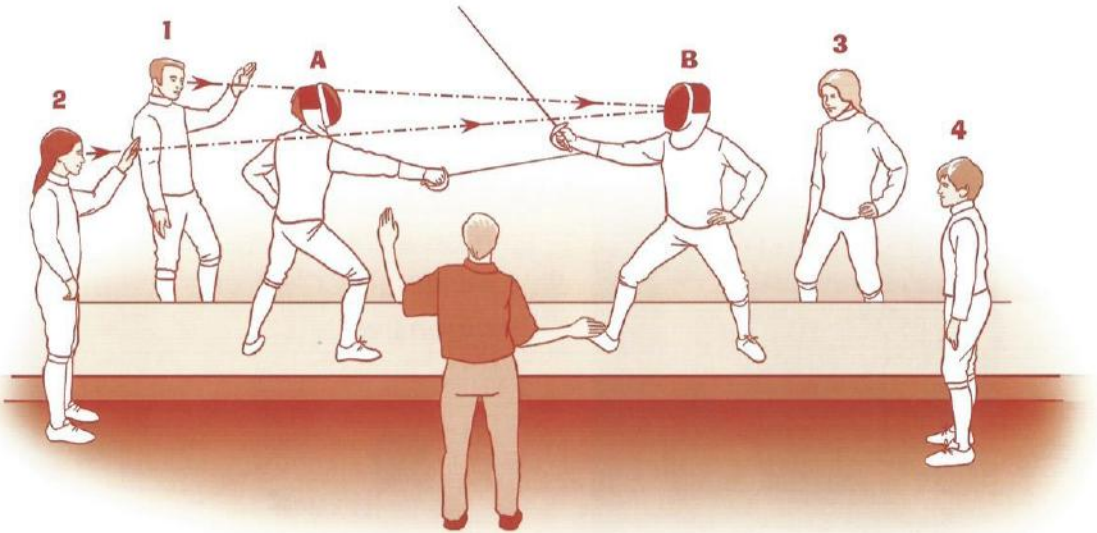
No : The action of the fencer he looks at does not touch

Abstention: The assessor is not sure or didn't see the action of the fencer he should look at.


Each answer gives 1 vote except abstention which gives 0.

the referee has 1.5 vote and 0 for abstention.

KNOWLEDGE



**Assessors 1 and 2 look if B has been hit.
Assessors 1 and 2 are behind fencer A and move with him
at all times (same principle for assessors 3 and 4
who follow fencer A)**




4 I know the definition of parade and riposte



The **parade** of an attack consists in moving the opponent's blade away from me with my blade. It is a defensive action.




The **riposte** is the offensive action done after the parade.




I am evaluated by my fencing trainer during group classes or private lessons.

1 Engagement

It is the position when the blades touch each other.



The engagement helps me take diverse actions on my opponent's blade. It also allows me to protect several lines.



When I take the engagement in Sixte, I close (protect) my over line.

When I take the engagement in quarte I close (protect) my under line.

2 dégagement

There are 3 basic attacks

- The coup droit (studied in Blason jaune)
- The dégagement
- The coupé (that will be studied in the Blason Bleu)

WHY ?




When I can't touch my opponent with a coup droit I leave the line I am in and touch in another one by going around my opponent's blade.

How ?

From the engagement in Sixte (fig.1)
I go under my opponent's blade (fig 2 & 3)
and touch the inside line (fig.4).

From the engagement in quarte
I go under my opponent's blade
and touch the over line.


DÉGAGEMENT



I know the targets

I know why and how to protect myself
in Prime and Seconde.

PRIME



SECONDE



Technique

WHY ?

The parade in Prime protects the midsection.
the parade in Seconde protects the flank.

How ?

The parade is thee manner to protect myself
by blocking my opponent's blade with mine

I know the definitions of parade, riposte and counter-attack

Counter-attack

It is an action where you touch your opponent while he is leading an attack.

Technique


I know why and how to launch a counter-attack in the arm

WHY ?

I will use a wrong execution of my opponent to touch him while he attacks (e.g. when his hand is too low)

How ?

I must touch my opponent in the arm while he attacks by stretching my arm and keeping the distance meanwhile protecting myself with the guard.





Blason Rouge

Obtained on :

le Maître d'Armes du club